

Kosciuszko National Park

Yarrangobilly area tracks and tours

Photo: Jersey Cave (Mt.Vanderveer)



Yarrangobilly Caves is the jewel in the crown of northern Kosciuszko National Park. Explore jaw-dropping caves and caverns on a self-guided or fully guided tour of this magnificent underworld environment. Try adventure caving, learn more on an Aboriginal cultural tour, or enjoy the range of hands-on tours for kids and adults. A swim in the thermal pool is not to be missed.

Spoil yourself with a stay at historic Caves House or eco-friendly Lyrebird Cottage, and make the most of the walks, huts, wildlife, and natural wonders of the park, between Tumut and Cooma.

Before you start exploring, stop into Yarrangobilly Caves Visitor Centre to buy cave tickets, book a tour, and get tips, snacks or a memento.

YARRANGOBILLY AREA WALKS

Immerse yourself in the beautiful karst landscape with a relaxing bushwalk along shady trails. Head down to the Yarrangobilly River, or climb Bluff lookout for valley views.

Many walks are easily combined with a soothing swim in the thermal pool, a scenic picnic, fishing and birdwatching, or a fascinating cave tour. You'll need to buy a tour ticket from the visitor centre first.

Topographic

- Yarrangobilly 1:25 000

01 Thermal Pool walk



- Grade 4 walk • Very steep • Formed track • Clearly sign posted
- Occasional steps • No experience required

0.7km one-way, 15–30min

From the gate at the Thermal Pool carpark, a short but steep track descends into the Rules Creek Valley, to the thermal pool. Hidden deep in the valley amongst towering eucalypts, beside the Yarrangobilly River, an outdoor swim in the natural thermal pool is a magical experience.

The main pool, which is 20m long and 2.5m deep, gently flows like a waterfall into a children's wading pool. Fed by a natural spring around 1km below the surface, these subterranean waters are mildly mineralised and stay a constant 27°C all year. There's a picnic area at the pool, as well as change rooms and toilets.

In summer, head there after exploring the caves for a quick swim and a picnic. Keep your eyes open for some of the local residents, including the water dragons and platypus that enjoy the peaceful surrounds of the pool and nearby river. In winter, it's magical to float in the warmth, watching steam rise from the surface of the water, with snow blanketing the ground around you.

Open daylight hours only. The return uphill walk to Thermal Pool carpark is very steep, so you may prefer to loop back to the carpark via Yarrangobilly River walk.



Photo: Thermal Pool (B.Ferguson/OEH)

02 River walk



- Grade 3 walk • Formed track, some obstacles
- Short steep hills • Clearly sign posted • Many steps
- No experience required

3km loop, 45min–1.5hr

From Glory Hole carpark to:

Thermal Pool carpark: 400m

Thermal Pool: 1.1km

River walk turnoff: 1.2km

Glory Hole carpark: 3km

Starting from Glory Hole carpark, this walk links up with the thermal pool and picnic area, making it a popular loop that can be walked in either direction. Pack your swimsuit to enjoy a dip in the spring-fed thermal pool, or stop for a picnic in the tranquil surrounds.

Head up the Caves Exit Road, take the right turn to the Thermal Pool carpark, then follow the steep track down to the thermal pool and picnic area. From here, follow the River walk upstream as it meanders along the eastern bank of the Yarrangobilly River.

Look out for lyrebirds, superb blue wrens, bowerbirds and king parrots. If you're lucky, you might even spot a shy platypus in the river. They're most active around dawn and dusk, so it's worth staying nearby at Caves House.

The track then climbs up to meet Glory Arch walk. Turn right to return to Glory Hole carpark, or head left to explore the lofty chambers of South Glory Cave on a self-guided tour (you'll need a ticket from the visitor centre).

Longer routes: If you fancy a longer walk, River walk is easily combined with Glory Farm walk or Castle Cave walk.

03 Glory Farm walk



- Grade 3 walk • Flat • Formed track, some obstacles
- Clearly sign posted • Occasional steps
- No experience required

2.8km return, 45min–1.5hr

From Thermal Pool carpark to:

Thermal Pool: 700m one-way

Glory Farm site: 1.4km one-way

Glory Farm walk is a short extension to the Thermal Pool walk. It's also easily combined with the longer Yarrangobilly River walk loop.

Set out from the Thermal Pool carpark towards the pool along the steep downhill track. On the last bend in the track veer left on to Glory Hole Farm walk. Follow the sign posted track downstream along the eastern bank of the picturesque Yarrangobilly River. You'll cross Little Glory Hole Creek before heading towards the site of Henry Harris' Glory Hole Farm site.

Henry Harris grew all the meat and vegetables for the Kiandra miners at his farm here in the late 1800s. There's not much left of the farm these days – though you'll see remnants of an old colonial oven, building foundations, and a small cemetery.

The non-native plantings of the old farm contrast with the native bushland, particularly during autumn when their leaves change colours. In spring and early summer, wattles bloom gold while bitter peas burst into yellow and red.

Return to the thermal pool for a swim or picnic before heading back to the carpark, or exploring the Yarrangobilly River upstream.

04 Castle Cave walk



- Grade 2 walk • Gentle hills • Formed track
- Clearly sign posted • Occasional steps
- No experience required

3.2km return, 45min–1.5hr

From Glory Hole carpark walk 500m to Glory Arch, which marks the entrance of South Glory and North Glory Caves. Castle Cave walk follows a path above the Yarrangobilly River beyond Glory Arch.

Along the way you'll see dry stone walls, built from hand-cut limestone in days past. Continue below spectacular limestone cliffs until the track veers left to Mill Creek Gorge, passing Grotto Cave (closed) and on to Castle Cave. You can take a tour of Castle Cave on some days during NSW school holidays or by prior arrangement.

Return the way you came, or detour through self-guided South Glory Cave on your way back (tickets required).

05 Bluff lookout walk



- Grade 4 walk • Short steep hills
- Rough track, many obstacles • Clearly sign posted
- Many steps • No experience required

2km one-way, 45min–1hr 15min

While many walks in the Yarrangobilly area head down towards the Yarrangobilly River, this one climbs up to Bluff lookout. It can be quite steep at times, but you'll be rewarded with panoramic views over Yarrangobilly Caves House, the valley and limestone cliffs.

From Glory Hole carpark, follow the loop road uphill towards Jersey Cave and Jillabenan Cave. After 800m, an optional detour along Jillabenan Cave access track lets you look down upon Harrie Wood Gorge. Backtrack to the road and continue a little further along the road to the Bluff lookout sign.

The 150m track takes you to the lookout, perched high above Yarrangobilly Caves House. Soak in the views across the valley, and keep an eye out for birdlife and lizards. From here, follow the track 500m downhill to the picnic area behind the visitor centre. If you've worked up an appetite, this is a scenic spot to cook up lunch on the free electric barbecues.

The walk is easily combined with a guided tour of Jersey Cave or Jillabenan Cave (book tickets at the visitor centre).

Alternative routes: If you prefer a shorter walk, drive along Cave Loop Road and park at the Bluff lookout sign. It's 150m to the lookout from this carpark.



Photo: Glory Arch (M.Vanderveer)

08 Glory Arch walk



- Grade 2 walk • Gentle hills • Formed track • Occasional steps
- Clearly sign posted • No experience required

500m one-way, 5–10min

Follow the signs from Glory Hole carpark towards South Glory Cave and North Glory Cave. This 500m gravel track passes through an avenue of historic elm trees then hugs the curve of the hillside before reaching the impressive Glory Arch. Venture into the Glory Hole to see the doline (a sinkhole in the cave roof) with its opening to the sky.

Glory Arch marks the entrance to South Glory and North Glory caves. Buy your tickets at the Yarrangobilly Caves Visitor Centre for self-guided tours of South Glory Cave, or ask about school holiday guided tours of North Glory Cave.

If you have a valid South Glory Cave ticket, follow the path around the right side of the arch to reach the cave entrance. In winter, water pools on the ground near the entrance, creating beautiful reflections - you might even see stunning icicle stalactites. The path through this relatively young cave is 470m and includes many steps and ramps as it climbs 45m, before exiting above the carpark. It can be cold, wet and slippery, so wear sturdy shoes and appropriate clothing. Be prepared to feel occasional drips.



Photo: South Glory Cave (M.Vanderveer/OEH)

YARRANGOBILLY CAVE TOURS

Three caves are open daily for regular guided and self-guided tours. Step into the depths of South Glory Cave on a self-guided tour. Discover Jillabenan Cave's delicate stalactites, shawls and cave corals. Or see Jersey Cave's rare black flowstones, crystal garden and elongated stalagmites. Multi-cave passes are available for adults, concession and families.

More amazing caves and activities are available during NSW school holidays, or may be booked by prior arrangement. Try hands-on geology and Aboriginal culture tours, visit Castle Cave or Harrie Wood Cave by torchlight.

If it's too cold or hot outside, a cave tour's a great choice - the weather's always fine underground. It's worth wearing sturdy footwear and taking a jacket, as caves can be damp and temperatures are around 5–13°C underground.

All caves require ticket entry. Buy tickets and book tours at the Yarrangobilly Caves Visitor Centre.

South Glory Cave



- 206 steps, several ramps, mostly uphill • Medium grade
- Moderate fitness recommended • Suitable for all ages

970m one-way, 45min self-guided tour.

Includes: 500m walk to entrance and 470m path underground.

Open daily from 9am to 4.30pm. Closed Christmas Day. Last tickets sold at 4pm. Bookings not required.

Take a leisurely self-guided tour through the lofty chambers of South Glory Cave, and marvel at the beautiful white calcite within. Europeans first explored this underworld in 1834. Like them, you'll be awestruck by the immense size of its limestone chambers, decorations and rock piles.

This self-guided experience means you can explore the cave at your own pace, with information signs throughout and sensor lights that switch on as you approach. You'll see the white formations of the Ice Age Chamber, others known as the 'Lamb's Fleece' and 'Judge's Wig', and even a daylight hole 55m above you.

Jersey Cave



- 192 steps each way, steep stairs and ladders up and down
- Medium grade • Moderate fitness and mobility recommended
- May be challenging for toddlers, elderly visitors, and those with vertigo. Children should be carried in a pouch that leaves carer's arms free.

460m return, 1.5hr guided tour.

Includes: 100m return walk Jersey Cave carpark to entrance and 360m return underground path.

Guided tours of Jersey Cave typically run daily at 10.30am and 2pm. Tour times may change when extra tours are offered during peak holiday periods. Bookings are recommended to avoid disappointment.

Journey deep underground on a guided tour of Jersey Cave and you'll be awestruck by some of the most colourful and diverse decorations at Yarrangobilly Caves. Jersey Cave boasts incredible cave formations 1.5 million years in the making. Cleopatra's Needle – a 4m column that stretches up to the ceiling, rare displays of black and grey flowstones, and forests of stalactites and stalagmites, are just a few highlights of this spectacular guided tour.

One of the ancient limestone caves in northern Kosciuszko National Park, Jersey Cave's magical interior and setting make it popular with photographers, families, and visitors throughout the year.

Jillabenan Cave



- 15 steps each way, gentle slopes • Easy grade*
- Moderate fitness required • Suitable for all ages

510m return, 1hr guided tour.

Includes: 360m return walk Jillabenan Cave carpark to entrance and 150m return underground path.

Guided tours of Jillabenan Cave typically run daily at 12pm and 3.30pm. Tour times may change

when extra tours are offered during peak holiday periods. Bookings are recommended to avoid disappointment.

Jillabenan Cave is arguably the most popular cave at Yarrangobilly. It may be the smallest and most accessible of the Yarrangobilly Caves, but you'll be amazed by its huge range of marvellous formations. Possibly the oldest cave at Yarrangobilly – Jillabenan Cave is around 2 million years old - this intimate cave gets you up close to impressive displays of delicate straws and shawls, cave coral, stalactites and helictites.

*Jillabenan Cave is 1 of only 4 wheelchair-accessible caves in Australia, making it ideal for visitors with limited mobility. A specially designed wheelchair is provided on-site. Contact Yarrangobilly Caves Visitor Centre for wheelchair booking information.

North Glory Cave and Smugglers Passage



- 191 stairs each way, some uneven stairs
- Medium/Hard grade • Moderate fitness required
- Recommended minimum age 6 years

1.7km return, 1.5hr guided tour.

Includes: 1km return walk to entrance/exit and 700m return underground path.

Guided tours on some days during school holidays or by arrangement. Bookings required.

This tour is your chance to explore the rarely visited North Glory Cave and Smugglers Passage. The cave has a common entrance with South Glory Cave via the remarkable Glory Arch. Inside, you'll discover the immense stalactites of Queens Chamber, the amazing Helictite Chamber and Devils Kitchen. Smugglers Passage boasts an ancient stream passage carved overhead, and some fine formations.

Geology for kids and adults tour: Learn more about the geological processes that have formed Yarrangobilly's cave system on this 2.5hr interactive tour of North Glory Cave and Smugglers Passage. The first hour offers a hands-on session with a resident geologist, where you'll learn to read the rocks and recognise fossils, so you can get more out of your guided tour through the cave.

Castle Cave



- 144 steps each way • Medium grade
- Moderate fitness required
- Recommended minimum age 6 years

3.6km return, 2.5–3hr guided tour.

Includes: 3.2km return walk to entrance/exit and 350m return underground path.



Photo: Jersey Cave (E. Sheargold/OEH)

Guided tours on some days during school holidays or by arrangement. Maximum 12 people. Helmets and headlights provided. Bookings essential.

If you've got a sense of adventure, this exciting tour gives you the chance to view one of the unlit caves rarely seen by visitors. After a 30min hike through the Yarrangobilly Valley you'll experience this cave by torchlight, as the early explorers did in times past. Marvel at the magnificent large formations including King Solomon's Temple, a vast array of speleothems, and the fine straws and helictites.

This tour departs from either the ticket box near Caves House or at the Castle Cave entrance, so be sure to check your tour meeting place. Allow at least 30mins to walk from Glory Hole carpark to the Castle Cave entrance.

Harrie Wood Cave



- 161 steps each way • Medium grade
- Moderate fitness required
- Recommended minimum age 6 years

2.6km return, 1–1.5hr guided tour.

Includes: 2.4km return walk to entrance/exit and 190m return underground path.

Guided tours on some days during school holidays or by arrangement. Maximum 8 people. Head torches provided. Bookings essential.

Descend into this richly decorated unlit cave, now open after more than a decade of cave research. This specialised guided tour will give you an insight into karst geology and ecosystems. Learn how stalagmites, like trees, contain growth rings and can be viewed as archives of the past. View the Temple of the Thousand Idols, the heritage crystal bucket, and the climate change science monitoring equipment.




Photo: Adventure Caving (B.Ferguson/OEH)

ADVENTURE CAVING

Thrill-seekers can play explorer on an exhilarating adventure cave tour. Choose from introductory tours or more challenging subterranean adventures. All adventure caving experiences include expert guides, equipment and safety briefings. Not recommended if you suffer claustrophobia.

Guided adventure tours available throughout the year or by prior arrangement. Contact the visitor centre for the next scheduled tour date.

Adventure caving



- Medium/Hard grade • Moderate fitness required
- Recommended minimum age 10 years

Approx. 3.5km return, 3.5hr guided tour.

A must-do experience for the adventurous. Get kitted out in overalls, helmet and head torch, then head off to explore the less visited underground world of Yarrangobilly. This adventure experience will have you squeezing through tunnels and underground waterways with 2 expert guides. Limited numbers.

River Odyssey



- Medium grade • Moderate fitness required
- Recommended minimum age 10 years

Approx. 3.5km return, 3.5hr guided tour.

This tour is a fun introduction to adventure caving with no experience required. The trip includes climbs, slides, squeezes, water filled passages and river rock hopping through the

Diversion Tunnel and River Caves. Are you up to the challenge?

This tour runs in the warmer months, when weather permits. It includes some wading through water, but you'll have exciting tales afterwards.

Mill Creek Swallet



- Hard grade • Moderate fitness required
- Recommended minimum age 12 years

3km return, 3.5hr guided tour.

Take the next level in adventure caving. If you're looking for more of a challenge then this is the trip for you. Experience tough chimney climbs, slides, some tight squeezes and knee-bruising crawls that will test your stamina. This advanced adventure cave tour is generally available all year.

KIDS' NATURE PLAY ACTIVITIES

Nature play activities are a fun, interactive way for kids to explore and connect with the natural world. These activities include qualified supervision, so you can enjoy the attractions of Yarrangobilly, or take time to relax.

Activities go ahead rain, hail or shine, so kids will need to wear boots with good grip and warm, waterproof clothes that can get dirty. They should also carry a small backpack with a bottle of water, beanie and gloves. It's a good idea for parents to bring a change of clothes, shoes and socks, as well as snacks, for after the activity. Nature play groups meet next to the Yarrangobilly Visitors Centre.

Groups of 10 or more can request a private experience, making nature play a great option if you're staying at Yarrangobilly or you're looking for a unique birthday party idea.

We're going on a bug hunt



- Easy grade • Basic fitness required
- Recommended age 4-12 years

1.5hr supervised activities. Available during school holidays, or by prior arrangement in warmer months.

This activity will bring out the little explorer in your child. With a magnifying glass and keen eyes, kids will explore the wonderful world of bugs and creepy crawly critters at Yarrangobilly Caves. We'll explore the valley's creek and forest and identify the tracks and scats of the animals. We follow bug trails to find out where they live and how they hide from predators. Parents collect children from the 'drop off' point next to the visitors centre.



Photo: Nature play kids activity | A.Budworth/OEH

Bake and bushcraft



- Easy grade • Basic fitness required
- Recommended age 4-12 years

1.5hr supervised activities. Available during school holidays, or by prior arrangement in cooler months.

This activity will excite the little chef in your child. Give children the chance to learn basic bush skills and cook their own morning tea on a camp fire. Children will explore the valley, learning which animals live there. Then we cook morning tea, construct bush shelter, and create our own land art. Parents collect children from the 'drop off' point next to the visitors centre.

Little caves for little people



- Easy grade • Basic fitness required
- Recommended age 4-12 years

1.5hr supervised activities. Available during school holidays or by prior arrangement.

Run all year round, this activity will bring out the little adventurer in your child. Let your kids test their climbing, crawling and balancing skills as they explore some of our smaller wild caves, and the creek and forest between them. We will adventure through the Big Rock and Meat Safe Caves, before really testing our abilities with the Little Chimney Twist and Glory Scramble. Parents collect children from the Glory Hole carpark.

ACCOMMODATION AND CAMPING

Experience the tranquillity of the picturesque Yarrangobilly Valley in comfort. Choose from your own lovingly restored self-contained wing, or individual room at historic Yarrangobilly Caves House. Relax on the verandah after a busy day exploring the area, spot wildlife and enjoy the views of the limestone bluffs. As the sun goes down it's a great place to admire the starry skies of the Milky Way.

If you're after a modern eco-cottage, where 'going bush' doesn't mean going without, Lyrebird Cottage offers all the creature comforts of home with none of the distractions.

There's no camping at Yarrangobilly Caves but you can pitch your tent or set up your caravan at Yarrangobilly Village campground, 7.5km north of Yarrangobilly Caves entrance road.

Functions and event hire

Caves House offers a great function room perfect for milestone birthdays, family gatherings or weddings. If you're considering a wedding there are some lovely outdoor ceremony options available.

STAYING SAFE

Many parts of Kosciuszko National Park are remote and rugged places, weather can change quickly and conditions may be unpredictable.

Be aware of the risks and take responsibility for your own safety and the safety of any children in your care. Remember to plan ahead, choose your walks and activities to match your stamina and fitness level, and tell someone where you're going and when you'll be back.

Always check the weather before leaving and change your plans if bad weather is approaching.

Visit: nationalparks.nsw.gov.au/alpine-safety

General enquiries:

Yarrangobilly Caves Visitor Centre.

Ph: (02) 6454 9597

E: yarrangobilly.caves@environment.nsw.gov.au

Tumut Visitor Information Centre.

Ph: (02) 6947 7025

Snowy Region Visitor Information Centre, Jindabyne.

Ph: (02) 6450 5600

Khancoban Visitor Centre.

Ph: (02) 6076 9373

Visit: nationalparks.nsw.gov.au/kosciuszko

Published by:

NSW National Parks and Wildlife Service

Office of Environment and Heritage

59 Goulburn St, Sydney, NSW 2000

ISBN 978-1-925754-65-0 OEH2018/0503 October 2018

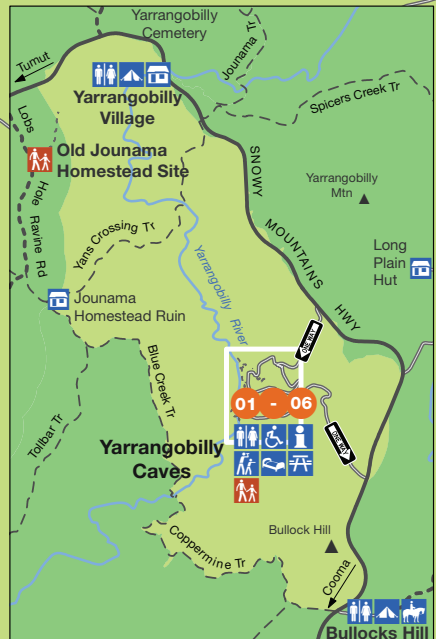
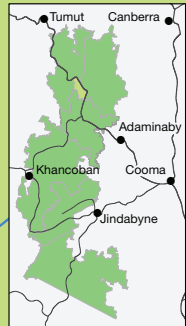
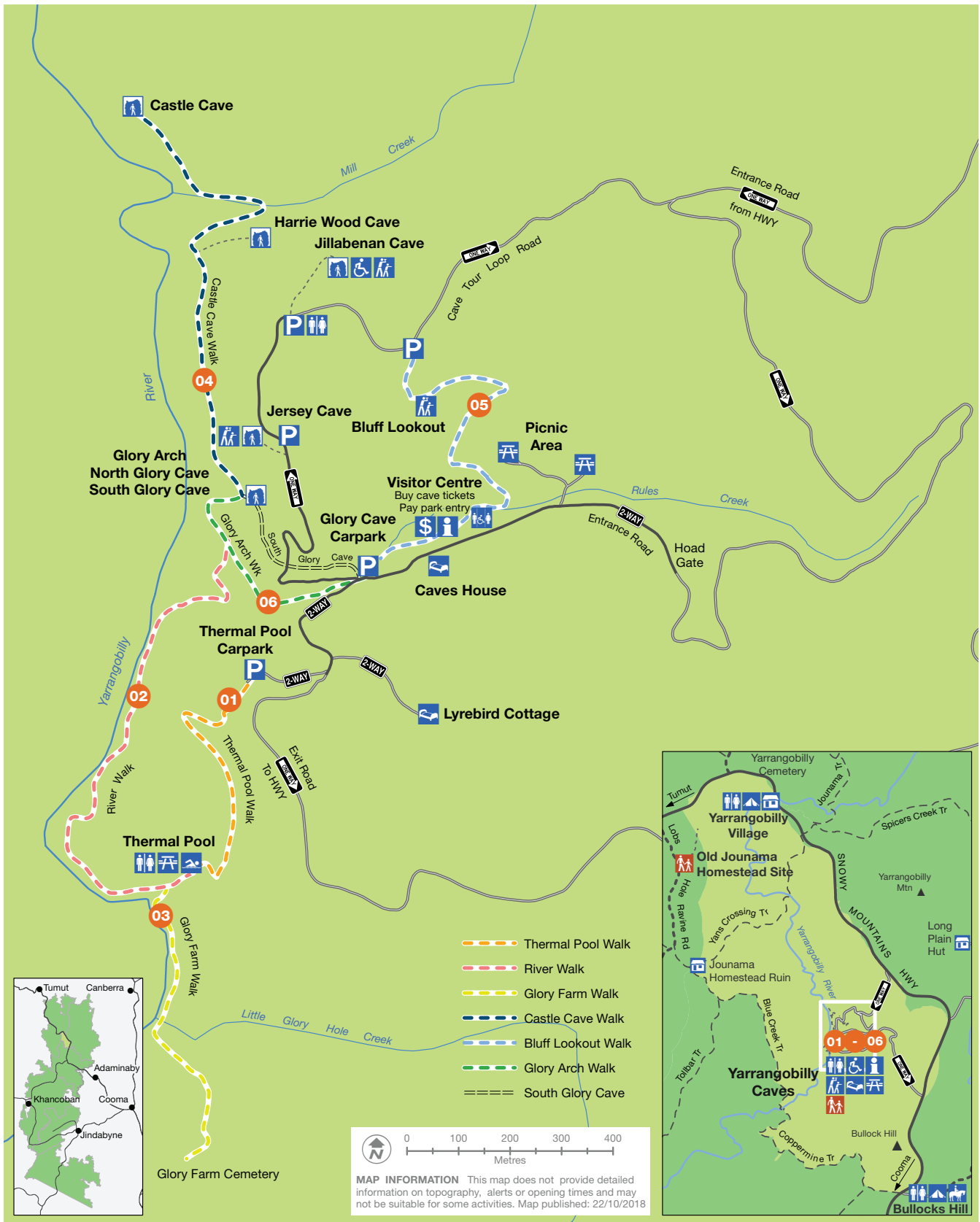


Yarrangobilly area

Kosciuszko National Park



371420563



MAP INFORMATION This map does not provide detailed information on topography, alerts or opening times and may not be suitable for some activities. Map published: 22/10/2018

- | | | | | |
|-----------------------------|--|---|----------------------------|---------------------------------------|
| Yarrangobilly area | Unsealed road - may not be accessible in wet weather | Featured walking track or mountain bike trail | Carpark | Swimming spot |
| NPWS reserves | 4WD trail - may not be accessible in wet weather | Visitor information | Accommodation | Lookout |
| Other reserves/State forest | Management trail - no public vehicular access | Cave tickets/park entry fees | Campground | Historic hut |
| Highway/Sealed road | Walking track | Toilets/accessible toilets | Cave | Campground with facilities for horses |
| | | Wheelchair access | Picnic area (day use only) | Walking track |